

3.5" TFT LCD CCTV Service Viewer with Wristband

LCD35SV



LCD35SV is a type of product that summarizes views of first-line safety engineers and it is developed specially for technical personnel to debug the front camera conveniently. It has some functions, like on-site access to camera images and providing temporary 12V DC power supply for the camera. The product is built with 18650 lithium battery, providing powerful and reliable power supply for the device, along with the function that it will shut down automatically without video signal for 3 minutes. All the master controls use ultra low power decoder chips and MCU, providing eight hours of long working time. **LCD35SV** is a practical tool for security project commissioning and maintenance technicians.

Features

- PAL / NTSC standard automatic detection
- Display format RGB 320 x 240
- 6 hours operation time
- Provide power to 12V DC / 300mA camera
- Audio and video input
- USB universal charging interface
- Battery save sleep mode: 2~3 minutes
- Battery over-charge protection
- Lithium Battery: 3.7V DC, 2200mA



Please read the Manual before attempting to use this product.

Specifications and appearance are subject to change without notice.



CAUTION

**RISK OF ELECTRIC SHOCK
DO NOT OPEN!**



**TO REDUCE THE RISK OF ELECTRICAL SHOCK,
DO NOT OPEN COVERS (OR BACK).
NO USER SERVICEABLE PARTS INSIDE.
REFER SERVICING TO QUALIFIED
SERVICE PERSONNEL.**



Disposal of Old Electrical & Electronic Equipment (Applicable in the European Union and other European countries with separate collection systems).

This symbol on the product or on its packaging indicates that this product shall not be treated as household waste. Instead it shall be handed over to the applicable collection point for the recycling of electrical and electronic equipment. By ensuring this product is disposed of correctly, you will help prevent potential negative consequences for the environment and human health, which could otherwise be caused by inappropriate waste handling of this product. The recycling of materials will help to conserve natural resources. For more detailed information about recycling of this product, please contact your local city office, your household waste disposal service or the shop where you purchased the product.



Caution

..

1. Handle this product with care

Avoid any shock or bumping of the product. Improper handling could damage the product. Do not handle the unit with wet hands. Provide proper ventilation and air circulation and do not use near water.

2. Requires a proper operating environment

This product is not waterproof and is designed for indoor use. The allowable temperature range for operation of this product is between 5°C ~ 50°C / 41°F ~ 122°F.

3. Check the power source voltage

The power source voltage should be within the specified range. (Product must meet the specifications).

4. Objects and liquid entry

Never push objects of any kind into this product as this may touch dangerous voltage points of short out parts that could result in a fire or electric shock. Never spill any kind of liquid on the product.

5. Cleaning

Do not use liquid or aerosol cleaners to clean this unit. Always unplug the power to the device before cleaning.

6. Servicing

Do not attempt to service this product by yourself as opening or removing covers may expose you to dangerous voltage or other hazards. Refer all service to qualified servicing personnel.

Package Contents

..


1. One (1) CCTV Service Viewer w/ Wristband
2. One (1) RCA to BNC
3. One (1) Audio & Video Cable w/ BNC Connector
4. One (1) 12V DC Connector for Powering The Camera
5. One (1) Unit Charger Kit
6. One (1) Carry Bag
7. One (1) User Manual



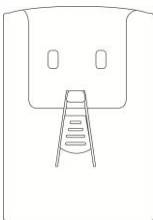
(A) Power Adapter

(B) Car Charger


(C) USB Cable



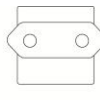
** The above Unit Charger Kit components are for U.S.A. type power plug. European type also available and it includes 4 Multi-plugs that are changeable. **When an order is placed without indicating which type of power plug is required, the default plug will be U.S.A. type.***



Power Adapter



U.S.A.



EU



UK



AU

For any returns, please include all components listed above with original packaging in **Resalable Condition**. **Absolutely No Returns** will be accepted if any component is missing/damaged.



- 1** LCD Screen Protection Film
- 2** Power LED Indicator
- 3** Battery Charge LED Indicator
- 4** 12V DC LED Indicator - "On" when camera is powered
- 5** 5V DC Charger Input
- 6** Power "On" & "Off" Push Button
- 7** ★¹ 3.5mm Audio & Video Output
- 8** ★² System Reset Switch
"Off" Position: "On" Position:
- 9** Left Key for OSD Menu
- 10** OSD OSD Menu
- 11** Right Key for OSD Menu
- 12** ★³ Button for turning "On" & "Off" the Power to Camera 12V DC & Audio
- 13** ★¹ USB-A Video, Audio, Power to Camera Output
- 14** Wristbands (Hands-free)
- 15** Two (2) Speakers for Audio (Rear Side)

Note ★¹ : **7** & **13** are for Audio & Video output and **13** can also provide Power to 12V DC Camera

Note ★² : Use **8** only if System freezes -- It is similar to that of a cell phone battery being taken out

Note ★³ : Use **12** button for turning "on" & "off" the Power to Camera 12V DC & Audio

- 1st Push: Turn on 12V DC to Camera
- 2nd Push: Turn on Audio & turn off the 12V DC to Camera
- 3rd Push: Turn on Audio & 12V DC to Camera
- 4th Push: Turn off Audio & 12V DC to Camera

Boot up:

Switch the System Reset Switch to the ON position. Press the Power “On” & “Off” Push Button for 1 second. The power LED indicator will be on and boot into the main menu.



When there is no video input, it will enter the blue screen mode or standby mode. When there is video input, the video will be shown on the screen.

Shutdown:

Hold the Power “On” & “Off” Push Button for 1 second. The message “GOODBYE” will appear and it will shut down. When there is no video input for 3 minutes, it will power off automatically.



Audio and Video Input:

Use the Video & Audio Cable w/ BNC Connector and plug into the USB-A port, RCA video and audio connection. Audio is detected and automatically turns on when the cable is connected. It turns off when the cable is disconnected.

Emergency 12V Output:



Use the Audio & Video Cable w/ BNC Connector and plug the DC line you want to take the first insertion device. Press the function key.

The 12V Multi-function LED red light will turn on. 12V maximum output current is 800mA. It has output over-voltage and over-current protection.

NOTE: The maximum output current is 12V DC 800mA. The output has over-current, over voltage and short circuit protection functions. **Do not use high power IR cameras because it will overload and damage the power module.**





Charge:

This device uses the 18650 lithium battery. When the electric quantity of the battery is below 3.3V, the power LED indicator light will flash, indicating that the device can hold for one hour. At this time, you should charge the device as soon as possible by inserting the matching charging cable into the USB port and the other end into the matching charger.




When charging, the battery LED indicator  will lit green. When the charge is full, approximately 4~5 hours, the  indicator will turn off or turn red. The Lithium battery contains a chip that is used to provide protection and prevent over charging and over-discharging.

According to USB compatibility, use a high-quality cell phone charger (do not use low-quality cell phone charger), or plug it into a computer's USB port to charge the equipment.





BATTERY POWER

Battery OSD	Voltage
	4.0–4.2V
	3.7–4.0V
	3.3–3.7V
	3.3V

CHARGE LED MODE

LED	Mode
	Charging
	Charging complete
	Charging complete

12V OUTPUT KEYS FUNCTION

OSD	Audio	12V OUTPUT
 0V	OFF	OFF
 12V	OFF	ON
 0V	ON	OFF
 12V	ON	ON

Technical Specifications

Model	LCD355V
Display	TFT 3.5 inch
Shell Materials	Engineering ABS plastic
Battery	18650 lithium battery 3.7V DC, 2200mA
Power Consumption	0.6W (12V emergency power does not open)
Charger	110~220V AC / 5V DC / 1000mA
Emergency Power Output	12V DC / 800mA
TV System	PAL / NTSC
Display Format	RGB 320 x 240
Operation Time	6 hours
Video Input	1.0 Vp-p
Audio Input	0.7 Vp-p
Automatic Sleep Mode	2~3 minutes
Operating Temperature	5°C ~ 50°C / 41°F ~ 122°F
Dimension	92 x 73x 27 mm (shade cover part is 40 mm) 3.62 x 2.87 x 1.06 inches (shade cover part is 1.57 inches)
Weight	120 g / 4.2 oz

*Specifications are subject to change without notice

LIMITED ONE (1) YEAR WARRANTY AND EXCLUSIONS

Manufacturer warrants to the original consumer purchaser and not for the benefit of anyone else that this product at the time of its sale by Manufacturer is free of defects in materials and workmanship under normal and proper use for one (1) year from the purchase date. Manufacturer's only obligation is to correct such defects by repair or replacement, at its option, if within such one (1) year period the product is returned prepaid, with proof of purchase date, and a description of the problem. This warrant excludes and there is disclaimed liability for labor for removal of this product or reinstallation.

This warranty is voided if this product is installed improperly or in an improper environment, overloaded, misused, opened, abused, or altered in any manner, or is not used under normal operating conditions or not in accordance with any labels or instructions. There are no other implied warranties of any kind, including merchantability and fitness or a particular purpose, but if any implied warranty is required by the applicable jurisdiction, the duration of any such implied warrant, including merchantability and fitness of or a particular purpose, is limited to one (1) year.

Manufacturer is not liable for incidental, indirect, special, or consequential damages, including without limitation, damage to, or loss of use of, any equipment, loss sales or profits or delay or failure to perform this warranty obligation. The remedies, provided therein are the exclusive remedies under this warranty, whether based on contract, tort or otherwise.

FC CE  **RoHS** **MADE IN CHINA**

